

2023 Grants (FY 2022-2023)

The following provides an overview of the 2023 grants program.

During the financial year 2023, Council applied for 57 grants of which:

- 31 applications were awarded funding
- 7 unsuccessful
- 1 withdrawn
- 18 awaiting determination.

The total value of the grant funding awarded in FY 2023 was approximately **\$17.6 million** with a total project value **\$18.1 million**.

At the end of 2023, Council had 74 active grants; that is, projects that are still being completed. The 74 active grants includes programs that consist of multiple projects. As at 30 June 2023, grant funded projects had a total project value of approximately \$87 million, of which **\$74.6 million was grant funded**.

A summary of years 2020-2021 and 2021-2022 has been included.

The grant funding is recorded in the year the funding is awarded; that is, the funding agreement was executed. The funding is dispersed across the years according to project progress, therefore, the yearly totals will not match Council's financial annual report.

This report does NOT include the Essential Public Asset Restoration (EPAR) projects under the AGRN1012 natural disaster program (February/March flooding events).

This report is subject to change eg. acquittal, funding amount varies, projects withdrawn.
If you have problems viewing this report, please contact Council for an accessible version.

Glossary

Grant Status

Active - project that has been awarded funding and is in progress of being delivered.

Unsuccessful - projects that were NOT awarded grant funding.

Submitted - projects that are waiting determination, that is successful or unsuccessful.

Withdrawn - grant application withdrawn by staff from the funding program.

Acquitted - project that has been awarded funding and has been completed.

Grant type

Competitive - funding awarded under a competitive process and required a funding application.

Non-competitive - funding that was allocated to Council. No application required.

Disaster competitive - funding awarded as a result of a natural disaster and was assessed via a competitive process.

Disaster non-competitive - funding awarded as a result of a natural disaster and was NOT assessed under a competitive process.

Directorate

Council has three main directorates including:

Infrastructure Services (IS) - roads, major projects, drainage, water, utilities, resource recovery, sporting facilities, parks, community buildings.

Sustainable Environment and Economy - land use planning, coastal, biodiversity, sustainability, place activation, events, public and environmental services.

Corporate and Community Services - finance, rates, governance, customer service, records management, IT, library services, community development and projects.

Funding sources

Total Project \$ - total cost of the project at the time of the application, including all funding sources

Grant \$ - grant funding amount awarded

Council \$ - amount Council has contributed towards the project at the time of application

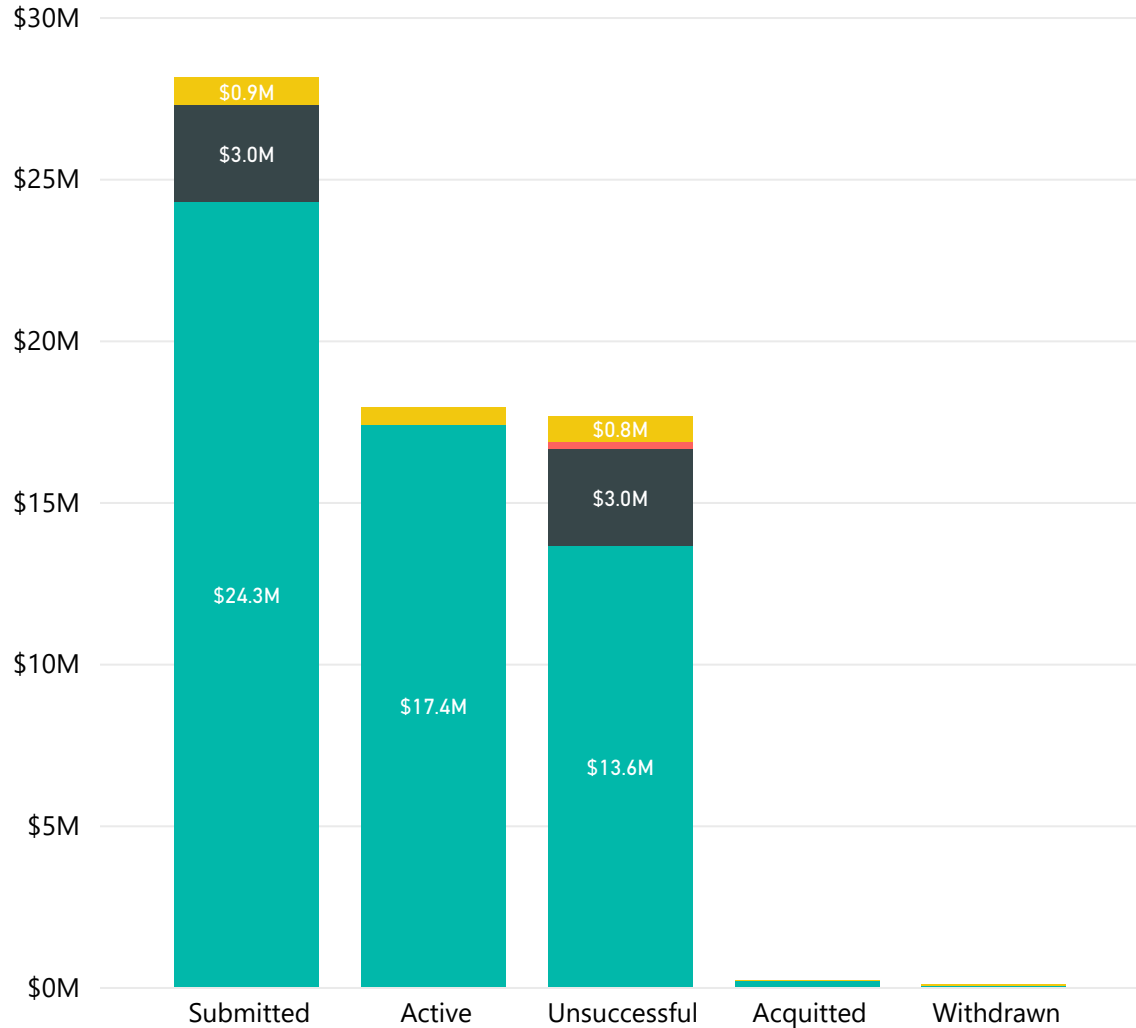
Council in-kind \$ - staff wages associated with the grant that are considered a co-contribution

Other \$ - other external funding sources eg another grant or external in-kind

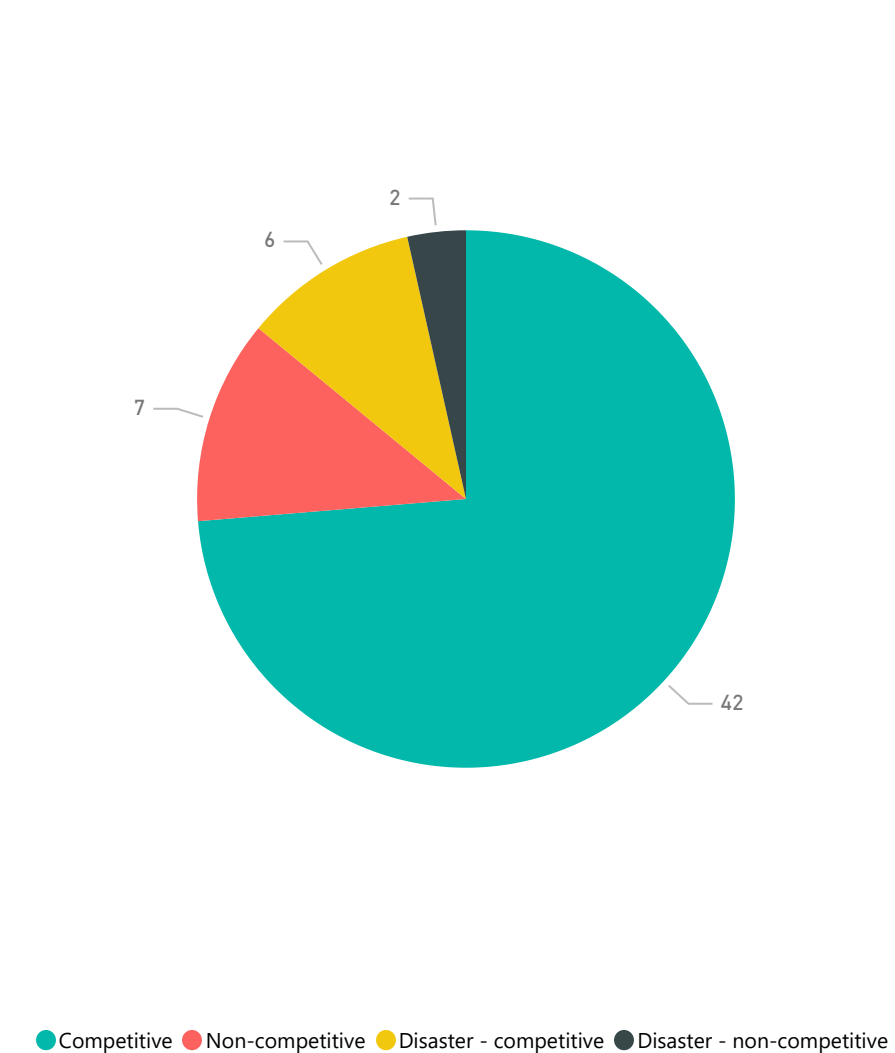
2023 Grants (FY 2022- 2023)

Funding Source \$ - 2023

● Grant \$ ● Other \$ ● Contribution In-Kind \$ ● Council \$



Number of grants



Total Grants \$ 2023 YTD 2023

\$17.6M

Total ACTIVE Project \$ 2023

\$18.1M

Submitted grants 2023

57

Grants by Status - 2023

Status	Count of Grant \$
Withdrawn	1
Unsuccessful	7
Submitted	18
Active	29
Acquitted	2
Total	57

2023 Grants (FY 2022- 2023) - continued

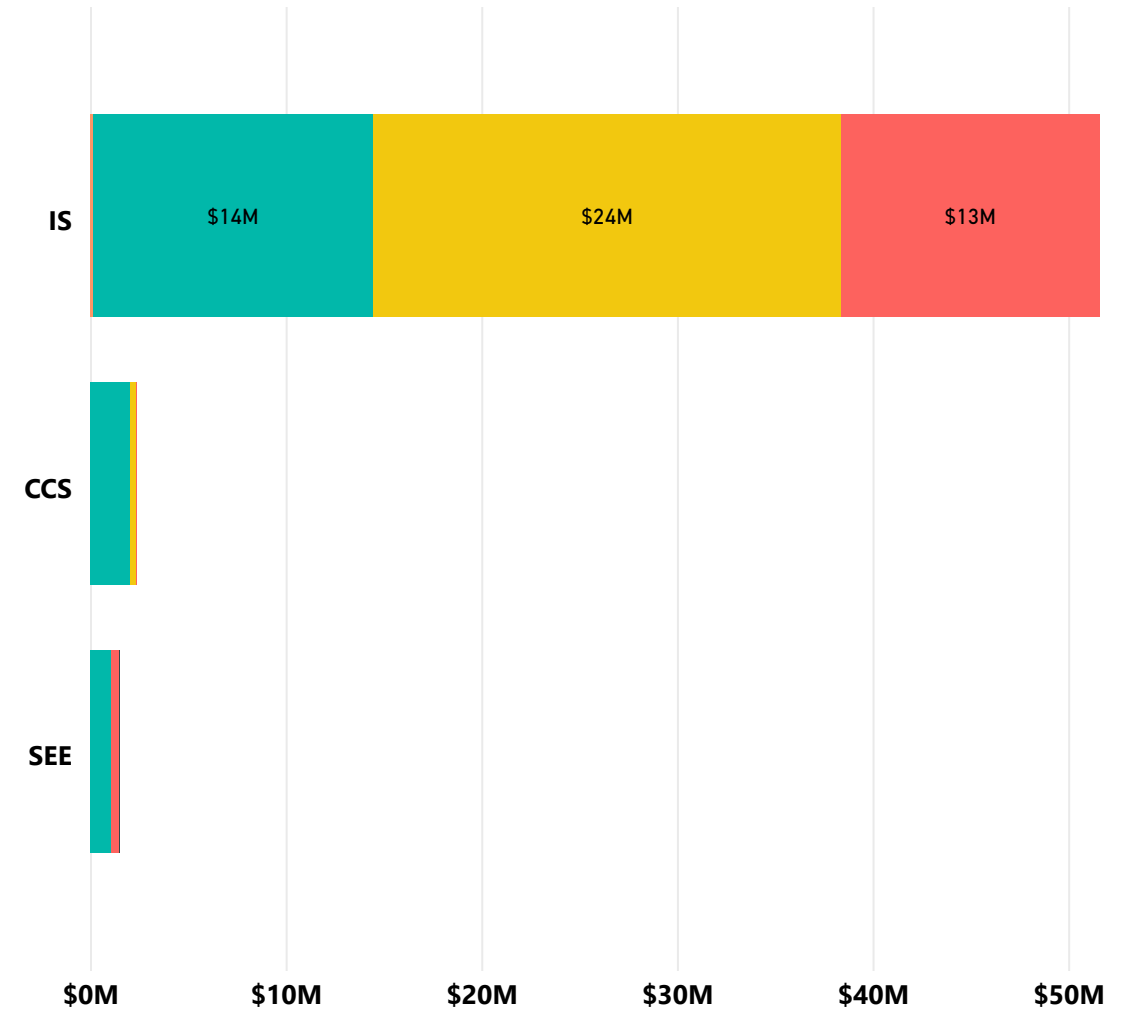
Grant \$ by Directorate - Year End 2023

Status ● Acquitted ● Active ● Submitted ● Unsuccessful ● Withdrawn



Grant \$ by Directorate - Year End 2023

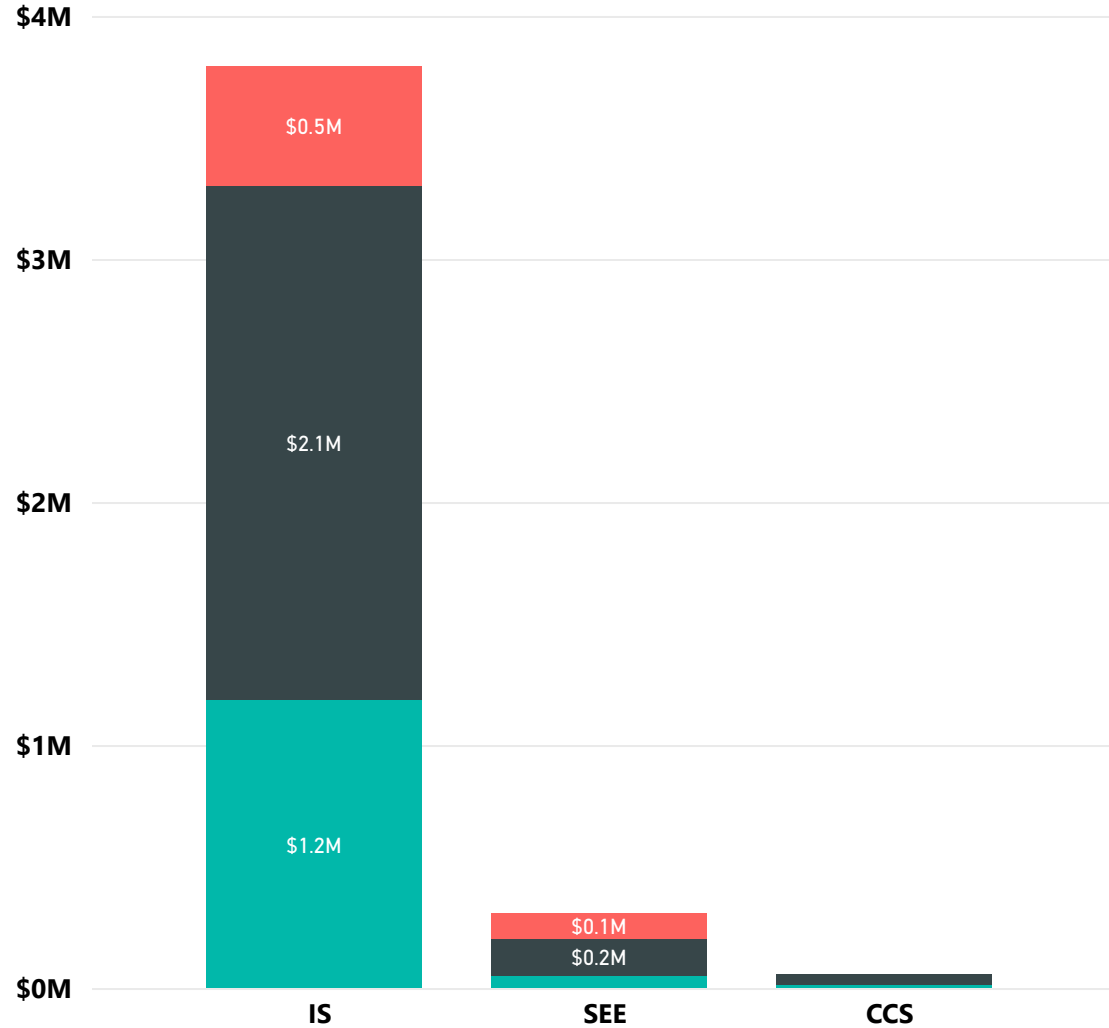
Status ● Acquitted ● Active ● Submitted ● Unsuccessful ● Withdrawn



Grants funded projects COMPLETED in 2023

Project Funding Mix (by Directorate)

● Council \$ ● Grant \$ ● Council in-kind \$ ● Other \$



Number of Grants

9

Total Project Value \$

\$4.0M



Mullumbimby Green Spine

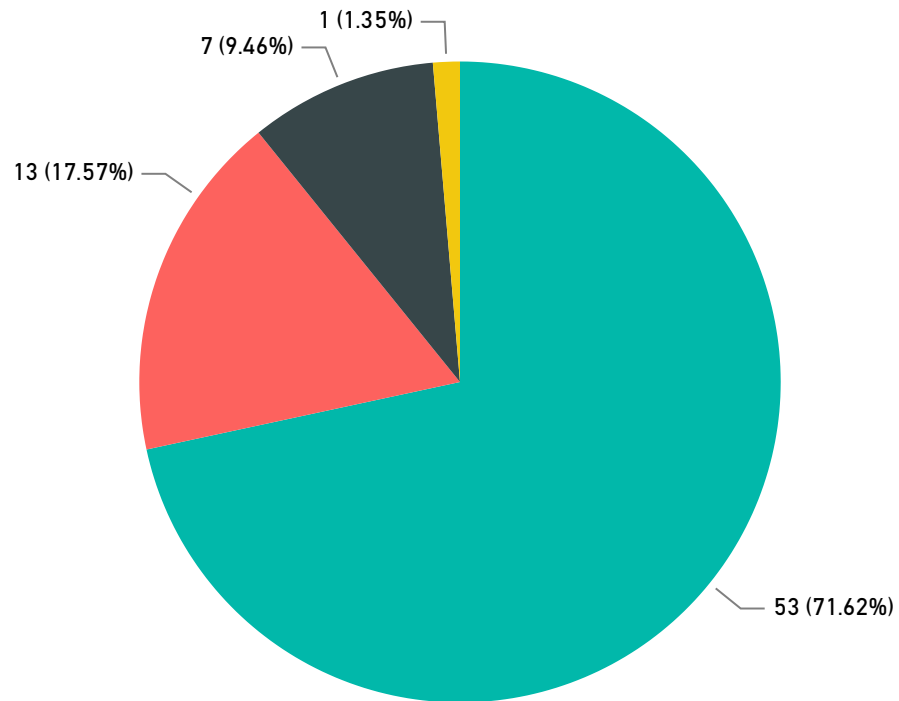
All ACTIVE Grants

Grant \$ by Directorate



Number of grants currently active

Competitive (Teal) Non-competitive (Red) Disaster - non-competitive (Dark Grey) Disaster - competitive (Yellow)



Total Grant \$

\$74.6M

Total Project \$

\$87.1M

Number of ACTIVE Grants

74

2023 Grants (YR 2021-2023)

Total Project \$ 2023

\$18.1M

Total Grants \$ 2023

\$17.6M

Submitted grants 2023

57

Successful 2023

31

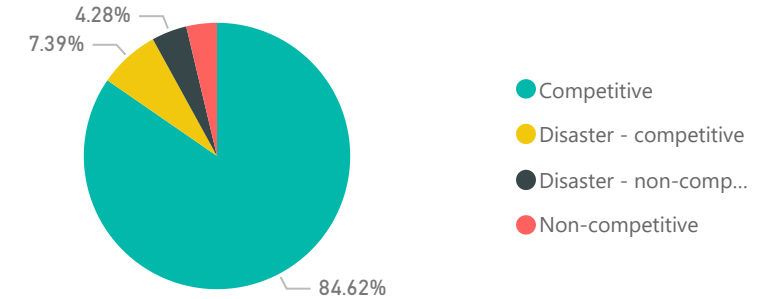
Unsuccessful 2023

7

YR 2023

- 54% of funding applications were successful
- 12% of funding applications were unsuccessful
- 32% of funding application are awaiting determination

Grant \$ Funding 2023



Total Project \$ 2022

\$15.8M

Total Grants \$ 2022

\$11.1M

Submitted grants 2022

57

Successful 2022

39

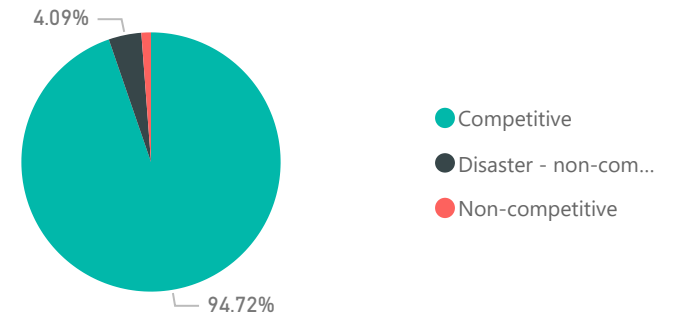
Unsuccessful 2022

16

YR 2022

- 68% of funding applications were successful
- 28% of funding applications were unsuccessful

Grant \$ Funding 2022



Total Project \$ 2021

\$15.8M

Total Grants \$ 2021

\$14.8M

Submitted grants 2021

53

Successful 2022

27

Unsuccessful 2022

23

YR 2021

- 51% of funding applications were successful
- 43% of funding applications were unsuccessful

Grant \$ Funding 2021

