

## All Infringements Violation Summary Report Parking Scheme C

*Note: comparison date ranges 1 May to 30 April*

| Offence Code | Offence Description  | 2017/18    |
|--------------|--|------------|
| 8646         | Fail to comply with terms of notice erected by council(d/p/v)      | 24         |
| 10661        | Abandon a motor vehicle in a public place                          | 4          |
| 82616        | Park continuously for longer than permitted - OLD LPR infringement | 118        |
| 82661        | Stop on/near pedestrian crossing                                   | 0          |
| 82685        | Not parallel park in direction of travel (road related area)       | 3          |
| 82740        | Disobey no parking sign  | 105        |
| 82767        | Not parallel park in direction of travel                           | 10         |
| 82768        | Not parallel park near left  | 0          |
| 82769        | Park so as to obstruct vehicles/pedestrians                        | 6          |
| 82789        | Park for long than allowed by metered sign                         | 3          |
| 82800        | Not angle park as on parking control sign/road marking             | 214        |
| 82817        | Stop in bus zone(clearway or transit lane)                         | 0          |
| 82818        | Stop in bus zone(in school zone)                                   | 8          |
| 82819        | Stop in bus zone(clearway or transit lane)                         | 0          |
| 82890        | Stop in loading zone   | 0          |
| 82918        | Stop on path/strip in built-up area                                | 26         |
| 83269        | Stop near fire hydrant/indicator/plug indicator                    | 0          |
| 83347        | Stop at/near bus stop(in school zone)                              | 3          |
| 83423        | Stop within 10 meters of an intersection(no traffic lights)        | 1          |
| 83517        | Stop in disabled parking area without current permit displayed     | 7          |
| 83518        | Stop in taxi zone  | 0          |
| 83529        | Obstruct access to ramp/path/passageway                            | 1          |
| 83535        | Disobey motor bike parking sign                                    | 0          |
| 83595        | Disobey no stopping sign   | 145        |
| 83596        | Disobey no stopping sign (in school zone)                          | 1          |
| 83632        | Stop at side of road with continuous yellow edge line              | 11         |
| 83716        | Not park wholly within parking bay                                 | 1          |
| 83731        | Stop on painted island   | 1          |
| 83738        | Stop on traffic island   | 2          |
| 92320        | Contravene direction concerning entry/use/parking etc vehicle      | 0          |
| 92362        | Park continuously for longer than indicated - NEW LPR infringement | 0          |
| 93832        | Remain parked more than maximum time - was meant to be 92362       | 0          |
| 93869        | Not angle park as on parking control sign or road marking          | 0          |
| ALL          | Void Count   | 1          |
| ALL          | Reissue Count  | 3          |
| <b>TOTAL</b> |  | <b>697</b> |

LPR = License Plate Recognition

PE, PEO = Parking Enforcement Officer

CEO = Compliance Enforcement Officer

PIN = Infringements issued

### 2017/18

Totals - All Infringements Count **698 (17% are for time overstay)**  
 Totals - All Infringements Value \$ 110,719.00  
 Totals - LPR Overstay Value \$ 12,980.00

### 2018/19

Totals - All Infringements Count  
 Totals - All Infringements Value  
 Totals - LPR Overstay Value

These Stats based on;

1. 20% to 35% PEO presence across this period depending on staff availability / tasking / Annual leave etc
2. 7x Officers, 3x PEO still active 1x CEO still active (2x PEO's have left & 1x CEO)
3. Does NOT include Camping or Animal Control
4. 2x PEO's with LPR system typically work from 8am to 5pm
5. 1 to 2x CEO's typically work 6am to 3pm
6. Pie chart indicates the relative higher value of compliance (safety) infringements

**Note** that while

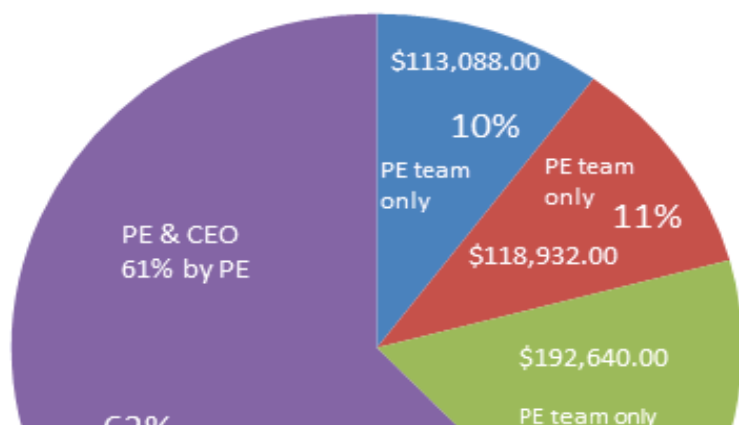
These Stats bas

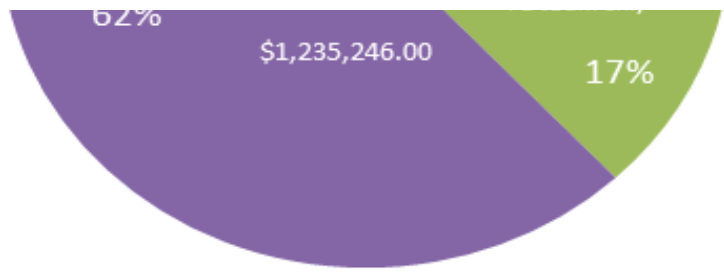
1. 40% to 54% tasking / Ar
2. 7x Officers,
3. Does NOT i
4. 2x PEO's wi
5. 1 to 2x CEO
6. Pie chart in

### Parking PIN Distribution 2017/18



### Total PINs for previous Cal Year A Byron Bay





## Comparative Analysis - Brunswick Heads

| 2018/19 | ↑↓ | Latest Year either higher or lower compared to previous Year |
|---------|----|--|
| 11      | ↓  | Higher compliance rates                                      |
| 1       | ↓  | Higher compliance rates                                      |
| 55      | ↓  | Conversion to a new infringement code 92362                  |
| 0       |    | Static   |
| 10      | ↑  | Higher presence rate   |
| 34      | ↑  | Higher compliance rates & presence                           |
| 4       | ↓  | Higher compliance rates                                      |
| 25      | ↑  | Higher presence rate   |
| 9       | ↑  | Higher presence rate   |
| 0       |    | Not used any more  |
| 103     | ↓  | Higher Compliance & signage issues                           |
| 0       |    |  |
| 15      | ↑  | Higher compliance rates                                      |
| 0       |    |  |
| 3       | ↑  | Higher presence rate   |
| 0       | ↓  | Higher compliance rates                                      |
| 0       |    | Static   |
| 0       |    | Static   |
| 15      | ↑  | Higher presence rate - Old & Gold Festival                   |
| 3       | ↑  | Fairly static  |
| 0       | ↑  | Static   |
| 0       | ↓  | Higher compliance rates                                      |
| 1       | ↑  |  |
| 94      | ↓  | Higher compliance rates                                      |
| 0       |    |  |
| 3       | ↓  | Higher compliance rates                                      |
| 3       |    | Fairly static  |
| 0       |    |  |
| 2       |    | Fairly static  |
| 2       |    | Fairly static  |
| 331     | ↑  | NSW Revenue Code change adopted for overstay                 |
| 0       |    |  |
| 40      | ↑  | NSW Revenue Code change adopted                              |
| 6       | ↑  | Static   |
| 1       | ↓  | Static   |
| 765     |    |  |

Infringements Count **766 (50% are for time overstays)**  
 Infringements Value \$ 109,993.00  
 Overstay Value \$ 43,122.00

As overstay fines are 50% of all fines the revenue does not equal 50%

based on:

100% PEO presence across this period depending on staff availability / annual leave etc

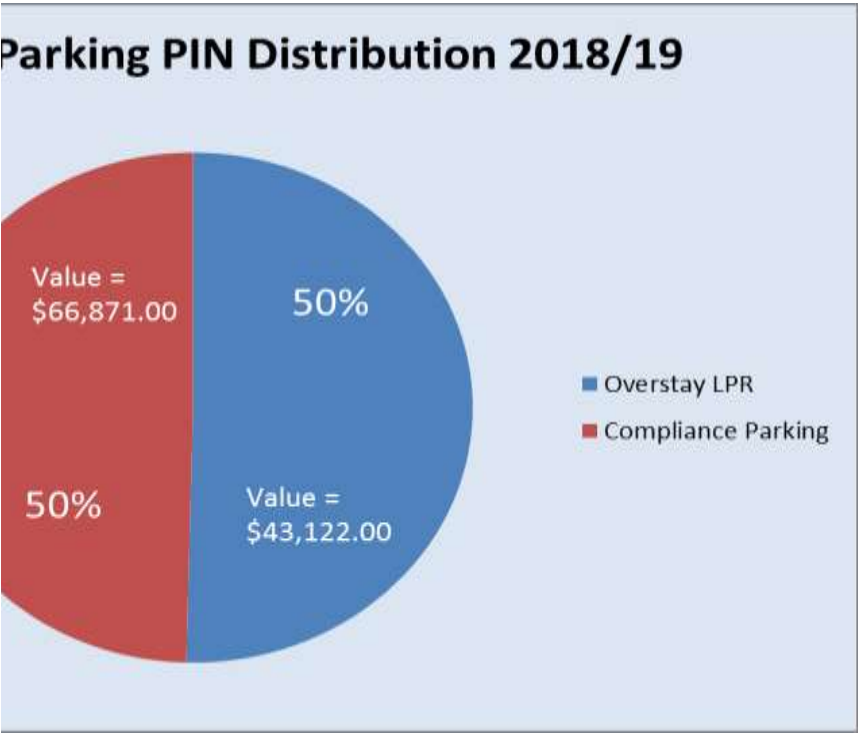
100% PEO's & 2x CEO's.

Include Camping or Animal Control

With LPR system typically work from 8am to 5pm

PEO's typically work 6am to 3pm

Indicates a significant increase of LPR operations with the inclusion of a



April to April

- TicketOr2 BB PP
- PinF Mgr Overstay Villages
- PinF Mgr Overstay Byron Bay
- PinF Mgr Compliance All

